

DRIVING CHANGE

# Planning and Leading Effective Meetings

Jennifer Russell, CED Educator

ILLINOIS EXTENSION



# What meetings can be?

Meetings can offer a platform for generating ideas, detecting and solving problems, assigning tasks, communicating and seeking consultation,....<sup>1</sup>


<sup>1</sup> Source: LeBlanc, Linda A. and Nosik, Melissa R., "Planning and Leading Effective Meetings," <https://www.ncbi.nlm.nih.gov/pmc/articles/PMC6743516/>



# Participants perceive your meeting as “good” if you....


- use of an agenda
- keep minutes
- maintain punctuality
- appropriate meeting environment
- have a meeting leader<sup>3</sup>

<sup>2</sup> Source: Leach, D.J., Rogelberg, S.G., Warr, P.B. et al. Perceived Meeting Effectiveness: The Role of Design Characteristics. *J Bus Psychol* 24, 65–76 (2009). <https://doi.org/10.1007/s10869-009-9092-6>





# Stakeholder Questions?

- Are shorter more frequent meetings more productive than longer less frequent meetings?
  - How do you put together an effective agenda to keep the meeting on task to be productive?
  - How can you professionally navigate conversations that have gone off subject back to the agenda topic? When you start losing the participant's interest or focus....what do you do?
  - Any tips about effective note-taking?
- 



# Before a meeting ask the following questions

---

- Do I really need a meeting? Meetings are costly take some time to examine how many people and how much time will be spent
- What are the goals or desired outcomes of this meeting?
- Can I achieve the goals without a meeting? (email, phone calls etc)
- Is the purpose of the meeting reflected on the agenda?

Meeting attendance has changed!

---






# Effective Hybrid Meetings

- Develop a Stewardship Mindset
- Use Video
- Don't Over Invite
- Set Time Properly
- Sharpen the Agenda

<sup>3</sup> Source: Rogelberg, Steven G. "The Surprising Science Behind Successful Remote Meetings Research-based insights can improve your remote meetings and keep participants engaged." <https://sloanreview.mit.edu/article/the-surprising-science-behind-successful-remote-meetings/>, May 21, 2020.





## Develop a Stewardship Mindset

---

- The best meeting leaders recognize their role to protect the time of others
- The best meeting leaders are deliberate in meeting decisions from start to finish
- Being intentional doesn't have to take much time.





## Use Video

- Remove social loafing tendency
  - A human tendency to reduce effort and motivation when working in a group.
  - Increases the more anonymous one feels, akin to hiding in a crowd, and can increase during remote meetings due to the virtual barrier between team members.
  - Using video, along with inviting as few people as possible, helps counter that sense of anonymity.

# Don't Over Invite




# Set Time Properly



Given Short Attention Spans  
Consider 15, 20, 25-minute  
meetings



Reducing meeting length creates  
positive pressure



research shows that groups operating  
under some level of time pressure  
perform more optimally given  
increased focus and stimulation.



# Sharpen the Agenda

- Try organizing the agenda as a set of questions to be answered rather than a set of topics to be discussed.
- By framing agenda items as questions, you have a better sense of who really has to be invited to the meeting.
- Once the questions have been answered, you know when to end the meeting — and you can easily gauge if the meeting has been successful.

# Improving your Agenda



If you make no other changes- Make your agenda actionable.



“Create a subcommittee of two or three people to help the chair plan agendas.”



Spend time at the end of each meeting identifying key issues for the next agenda.



Send out a call for agenda items before the meeting.”



<sup>4</sup>Source:  
<https://www.talent.wisc.edu/academicleadershipsupport/LeadMeetings/BestPractices/CreatinganActionableAgenda/tabid/106/Default.aspx>



# AGENDA (Sample)



Aims: [Identify the overall aims for the meeting.]



Invited:



Read Ahead of Time:



Bring to Meeting:



Times                      Topics  
Discussion Leader



<sup>4</sup> Source:  
<https://www.talent.wisc.edu/academicleadershipsupport/LeadMeetings/BestPractices/CreatinganActionableAgenda/tabid/106/Default.aspx>

# Elaborate Meeting Agendas

- Date, time, location
- Establish roles during your meeting (timer, notetaker etc)
- Goals of the meeting
- Questions that need answered (Those that submit question are encouraged to also identify a Solution), Notetaker needs to identify what Action will be taken and if this Resolves the problem.
- Purpose: Topic, (Event planning, seeking input, information, decision making, problem solving, other) Who brought the topic, minutes, expected outcomes
- Tasks to complete (task, deadline, who is responsible, important dates both for the group and then for the community.

Purpose				
	I = Seeking Input	INF = Information	D = Decision Making	P = Pr
	Purpose	Presenter(s)	Minutes	Expected Outcome
Items	INF	Alfred	5	<b>Establish Success in this Area by:</b> <ul style="list-style-type: none"> <li>• Sharing Team Meeting Agendas with (Google Drive, OneDrive, Box, etc.)</li> <li>• Establishing a deadline for attendees evening prior to the meeting)</li> <li>• Inform attendees what type of inform discuss agenda items during a meeting</li> </ul>
ing	I	Area Coordinator	10	<ul style="list-style-type: none"> <li>• Who can email out the RA Program</li> <li>• Have Programming Budgets been finalized is the ideal deadline for completing the</li> <li>• Are there any pending February program follow-up with on my end?</li> </ul>
Tasks to Complete				
Task	Deadline (Date, Time, & Location)			
for this Meeting Agenda Template	Immediately Following this Video			
from recent Programs to AC	Tuesday, 2/18 @ 11:59pm via Email to AC			
Important Department Dates: Tuesday, February 18 - Tuesday, February 25				

<sup>5</sup> Source: <https://www.youtube.com/watch?v=1HT0yLYV2Jg>



## Manage Productivity<sup>3</sup> During Meetings

- Start and end on time.
- Start the meeting well.
- Establish Norms
- Actively Facilitate
- Use Tools

<sup>3</sup> Source: Rogelberg, Steven G. "The Surprising Science Behind Successful Remote Meetings Research-based insights can improve your remote meetings and keep participants engaged." <https://sloanreview.mit.edu/article/the-surprising-science-behind-successful-remote-meetings/>, May 21, 2020.



# Dealing with Meeting Dominators

---



Structure the meeting. Stop free-for-all conversation and pose questions instead.



Utilize small group work even during a large meeting.



As the facilitator your job is to get as many ideas from as many people as possible. Call on those who you have not heard from... Don't say anyone else have comments?



Recap what was said by the person dominating the conversation and then ask if anyone has an alternative view? Or I would appreciate hearing another point of view.



Take the person aside during a break and thank them for their initiative and during the 2<sup>nd</sup> half of the meeting let them know you will be trying to get other people to share their thoughts.



<sup>7</sup> Source: <https://www.talent.wisc.edu/AcademicLeadershipSupport/Portals/0/2MeetingsDomination.htm>

# Notetaking Best Practices



Take pre-meeting notes to prepare



Base your note-taking structure on the meeting agenda



Summarize effectively by highlighting takeaways



Turn your notes into action items



Use your notes to look back (share where you've been and where you are going)

<sup>9</sup> Source: Kitch, Bryan, "5 Tips to Take More Effective Meeting Notes," <https://www.mural.co/blog/effective-meeting-notes>, April 27, 2022


An aerial photograph of a meeting room with a large white circle overlaying the text. The room contains a white rectangular table with several people seated around it. There are orange and grey chairs, laptops, and various documents on the table. The floor is a light grey color.

## Best way to end a meeting

- End with an Action Plan
- Leave the last few minutes of every meeting to discuss the next steps. Take the time to recap at meetings and plan for the next meeting.
- This discussion should include deciding who is responsible for what, and what the deadlines are.



## Sources Cited:

- <sup>1</sup> LeBlanc, Linda A. and Nosik, Melissa R., “Planning and Leading Effective Meetings,” <https://www.ncbi.nlm.nih.gov/pmc/articles/PMC6743516/>
- <sup>2</sup> Leach, D.J., Rogelberg, S.G., Warr, P.B. et al. Perceived Meeting Effectiveness: The Role of Design Characteristics. *J Bus Psychol* 24, 65–76 (2009). <https://doi.org/10.1007/s10869-009-9092-6>
- <sup>3</sup> Rogelberg, Steven G., “The Surprising Science Behind Successful Remote Meetings, Research-based insights can improve your remote meetings and keep participants engaged.,” <https://sloanreview.mit.edu/article/the-surprising-science-behind-successful-remote-meetings/>, May 21, 2020.
- <sup>4</sup> <https://www.talent.wisc.edu/academicleadershipsupport/LeadMeetings/BestPractices/CreatinganActionableAgenda/tabid/106/Default.aspx>
- <sup>5</sup> <https://www.youtube.com/watch?v=1HT0yLYV2Jg>
- <sup>6</sup> <https://www.merriam-webster.com/dictionary/stewardship>
- <sup>7</sup> <https://www.talent.wisc.edu/AcademicLeadershipSupport/Portals/0/2MeetingsDomination.htm>
- <sup>8</sup> <https://smartway2.com/blog/the-ideal-meeting-length-is-shorter-than-you-think/#:~:text=Meeting%20Length%20Vs.&text=Take%20the%20following%20chart%20from,attention%20drops%20off%20to%2084%25>.
- <sup>9</sup> Kitch, Bryan, “5 Tips to Take More Effective Meeting Notes,” <https://www.mural.co/blog/effective-meeting-notes>, April 27, 2022
- 

# Questions ?

Jennifer Russell  
CED Educator, [perica@illinois.edu](mailto:perica@illinois.edu)

University of Illinois, U.S. Department of Agriculture, Local Extension Councils Cooperating. University of Illinois Extension provides equal opportunities in programs and employment. If you experience any problems accessing or receiving the information in this course, or have feedback on the design, please email [extension@illinois.edu](mailto:extension@illinois.edu) for assistance.

© Copyright 2022 University of Illinois Board of Trustees



**Illinois Extension**  
UNIVERSITY OF ILLINOIS URBANA-CHAMPAIGN