

Extension Office Signage Format Options





The Extension Communications office can provide graphic files for new office signage.





Please submit your request via the work request system @ go.illinois.edu/MarketingRequest

Please provide the following information in your request:

1. Layout preferred *based on dimensions of sign area* (see below)
2. County names (if applicable) *Can feature one or all county names*
3. Dimensions of the full sign, including frame
4. Dimensions of the portion of the sign which shows inside the frame
5. Staff name and email of person handling local ordering

The Communication team will provide the graphic files you'll need to give to your local sign vendor.

<p>LAYOUT A</p> <ul style="list-style-type: none"> • Extension • Horizontal 	
<p>LAYOUT B</p> <ul style="list-style-type: none"> • Extension • Clover • Horizontal 	
<p>LAYOUT C</p> <ul style="list-style-type: none"> • Extension • Bottom Counties • Horizontal 	
<p>LAYOUT D</p> <ul style="list-style-type: none"> • Extension • Clover • Bottom Counties • Horizontal 	

<p>LAYOUT E</p> <ul style="list-style-type: none"> • Extension • Side Counties • Horizontal 		<p>Serving Grundy, Kankakee, and Will Counties</p>
<p>LAYOUT F</p> <ul style="list-style-type: none"> • Extension • Clover • Side Counties • Horizontal 		<p>Serving Grundy, Kankakee, and Will Counties</p>
<p>LAYOUT G</p> <ul style="list-style-type: none"> • Extension • Counties • Tall 	 <p>Serving Grundy, Kankakee, and Will Counties</p>	
<p>LAYOUT H</p> <ul style="list-style-type: none"> • Extension • Clover • Counties • Tall 	 <p>Serving Christian, Jersey, Macoupin & Montgomery Counties</p>	